



Jade at Brickell

1331 Brickell Bay Dr
Miami, FL 33131

Every month we compile this comprehensive market report focus on Jade at Brickell in this convenient and easy to read format. Our datas comes from more than six different sources including MLS Associations, County Offices and Financial Institutions. Get this report for free every month on our website jadebrickellcondosforsale.com.

Property Stats

POSTAL CODE 33131

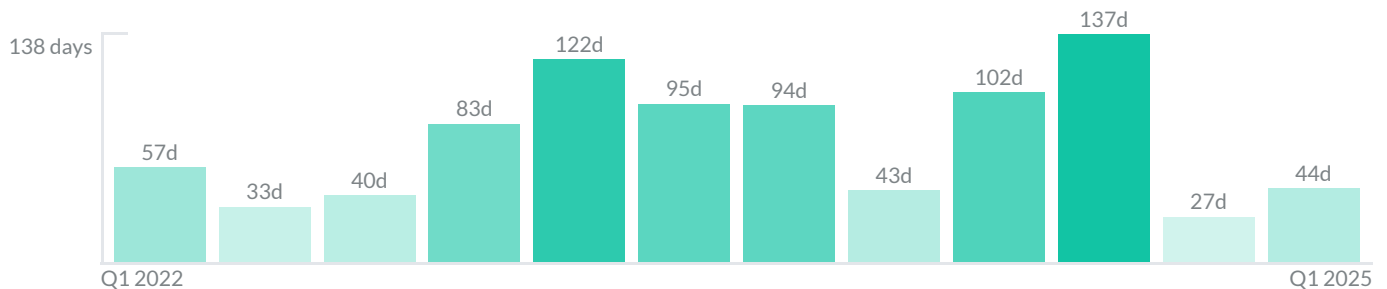
The property stats graph represents the median price evolution since ten years in your postal code area.



Similar Properties

DAYS ON THE MARKET

Everyday 3 months we monitor how many days it takes for similar properties to be sold. This is also a good indicator to know when to buy or sale!

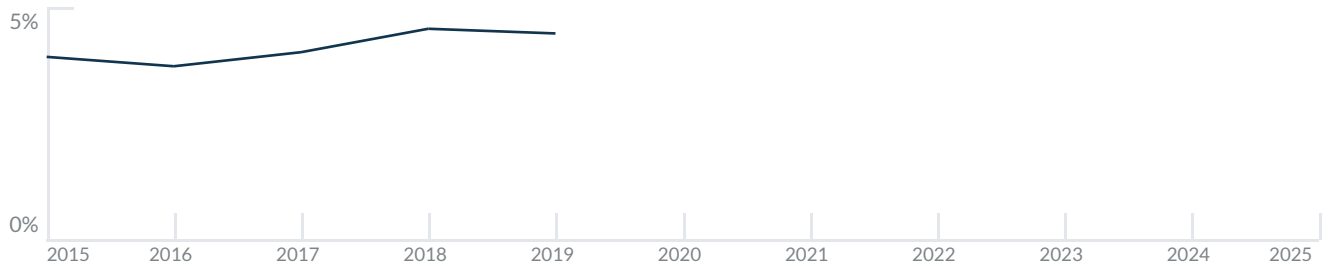


Mortgage Rates

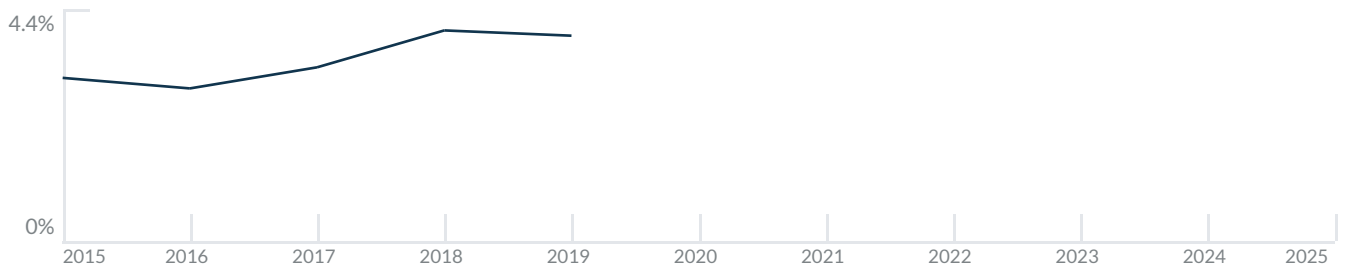
PER YEAR

Understanding mortgage economics is important when you want to buy with a loan. Below is the historical yearly average mortgage rates in the Unites States retrieved from Freddie Mac©

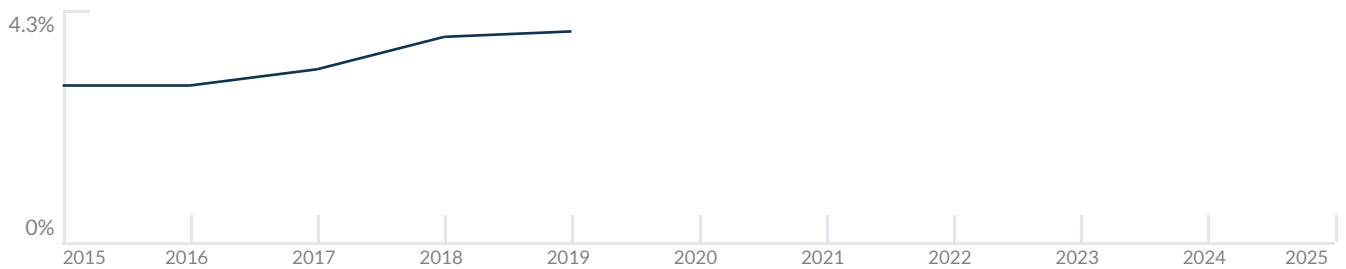
30 YEARS FIXED 4.4%



15 YEARS FIXED 3.9%



5/1-YEAR ADJUSTABLE 3.9%



Schools

CLOSEST

Having good schools nearby is important if you have kids or plan to rent or sell your home. Ratings are retrieved from the leading independent and nonprofit GreatSchools©

ELEMENTARY SCHOOL	MIDDLE SCHOOL	HIGH SCHOOL
Alpha Charter Of Aspire Engenio Maria De Hostos Youth Leadership Charter School	World School Of The Arts	
1/10	1/10	10/10

Insights

IN JADE AT BRICKELL

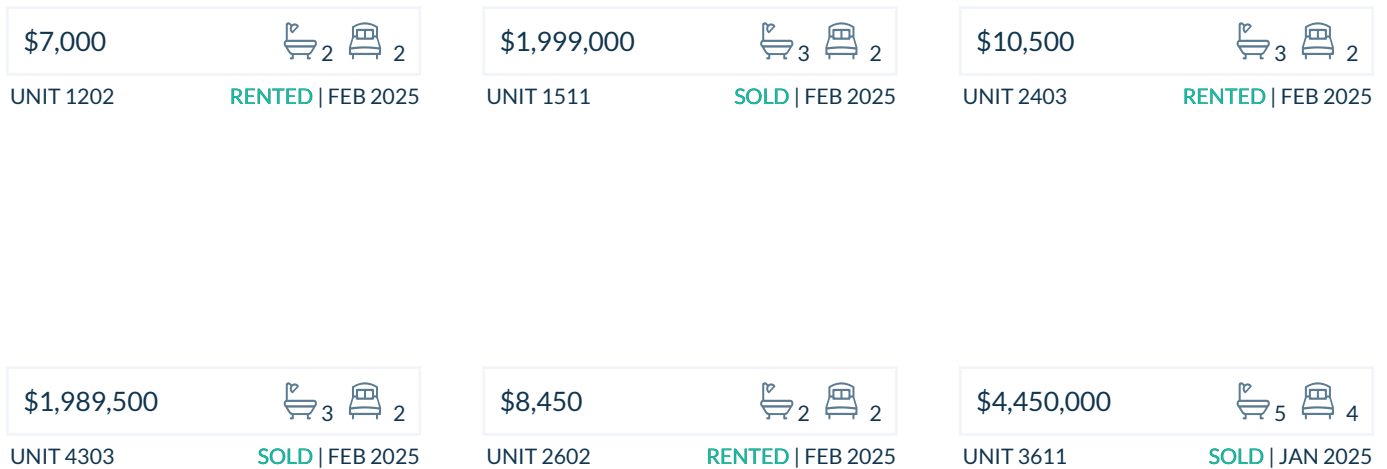
Below the average listing prices of available unit per property type.



Activity

SOLD OR RENTED

Below the latest transactions reported by the local MLS Association for Jade at Brickell



Sold

LAST 20 PROPERTIES SOLD IN JADE AT BRICKELL

Unit	Price	Beds/Baths	\$/Sqft	Sqft	Buying Date	Days on Market
1511	\$1,999,000	2/3	\$1,064.4	1,878	Feb 2025	38
4303	\$1,989,500	2/3	\$1,150.0	1,730	Feb 2025	98
3611	\$4,450,000	4/5	\$1,303.1	3,415	Jan 2025	16
702	\$1,150,000	2/2	\$787.7	1,460	Jan 2025	22
1111	\$1,950,000	2/3	\$1,038.3	1,878	Oct 2024	27
1604	\$749,000	1/1	\$836.9	895	Sep 2024	117
805	\$1,135,000	1/2	\$1,000.0	1,135	Jul 2024	160
3903	\$1,995,000	2/3	\$1,153.2	1,730	Jul 2024	133
BL23	\$1,485,000	1/2	\$1,191.8	1,246	Jun 2024	223
2701	\$2,050,000	2/3	\$1,091.6	1,878	May 2024	18
4011	\$3,795,000	4/5	\$1,111.3	3,415	May 2024	178
BL-43	\$1,700,000	2/3	\$1,036.6	1,640	Apr 2024	49
3511	\$4,395,000	4/5	\$1,287.0	3,415	Apr 2024	44
1008	\$1,170,000	2/2	\$765.2	1,529	Mar 2024	45
1102	\$1,150,000	2/2	\$752.1	1,529	Mar 2024	41
202	\$999,000	2/2	\$684.2	1,460	Sep 2023	4
2609	\$2,200,000	2/3	\$1,271.7	1,730	Aug 2023	14
608	\$1,079,000	2/2	\$739.0	1,460	Aug 2023	6
N/A	\$2,100,000	2/3	\$1,213.9	1,730	Aug 2023	189
2301	\$1,899,999	2/3	\$1,011.7	1,878	Jul 2023	275

Rented

LAST 20 PROPERTIES RENTED IN JADE AT BRICKELL

Unit	Price	Beds/Baths	\$/Sqft	Sqft	Rented Date	Days on Market
1202	\$7,000	2/2	\$4.6	1,529	Feb 2025	193
2403	\$10,500	2/3	\$6.1	1,730	Feb 2025	77
2602	\$8,450	2/2	\$5.5	1,529	Feb 2025	95
1405	\$5,500	1/2	\$4.8	1,135	Dec 2024	77
2711	\$11,000	2/3	\$5.9	1,878	Dec 2024	69
4203	\$10,400	2/3	\$6.0	1,730	Dec 2024	250
2208	\$7,500	2/2	\$4.9	1,529	Dec 2024	90
1502	\$7,000	2/2	\$4.6	1,529	Dec 2024	10
2302	\$8,500	2/2	\$5.6	1,529	Nov 2024	55
2007	\$11,900	3/3	\$5.6	2,130	Oct 2024	33
2508	\$8,750	2/2	\$5.7	1,529	Oct 2024	16
1106	\$4,000	1/1	\$4.5	895	Sep 2024	38
4003	\$12,500	2/3	\$7.2	1,730	Sep 2024	138
1704	\$3,950	1/1	\$4.4	895	Sep 2024	78
2809	\$10,500	2/3	\$6.1	1,730	Sep 2024	27
208	\$5,900	2/2	\$4.0	1,460	Jul 2024	37
1701	\$10,500	2/3	\$5.6	1,878	Jul 2024	52
1808	\$7,500	2/2	\$4.9	1,529	Jul 2024	43
BL-23	\$5,950	1/2	\$4.8	1,246	Jul 2024	16
1604	\$4,100	1/1	\$4.6	895	Jun 2024	59

Currently Listed

ACTIVE LISTINGS 1/3

Unit	Price	Beds/Baths	\$/Sqft	Sqft	Listing Date	Owner
PH47...	\$12,000,000	3/5	\$2,988.8	4015	Jan 2025	N/A
BL-32	\$6,000/mth	1/2	\$4.7	1269	May 2024	RAFAEL SANC...
PH46...	\$6,750,000	4/5	\$1,748.7	3860	Feb 2025	
BL-33	\$9,000/mth	2/3	\$6.6	1364	Feb 2025	
211	\$6,700/mth	1/2	\$5.2	1293	Feb 2025	ERNESTO GO...
401	\$750,000	1/2	\$580.0	1293	Oct 2024	
406	\$5,700/mth	1/1	\$6.4	895	Jan 2025	JULIO E ROD...
501	\$1,100,000	2/2	\$850.7	1293	May 2024	ESTEBAN KA...
506	\$874,900	1/1	\$977.5	895	Aug 2024	MEHDI BERBI...
506	\$799,000	1/1	\$892.7	895	Oct 2024	MEHDI BERBI...
506	\$749,000	1/1	\$836.9	895	Feb 2025	MEHDI BERBI...
903	\$1,595,000	2/3	\$922.0	1730	Jan 2025	
905	\$5,800/mth	1/2	\$5.1	1135	Dec 2024	GONZALO FR...
906	\$4,200/mth	1/1	\$4.7	895	Feb 2025	VIVIAN FARAH
911	\$1,990,000	2/3	\$1,059.6	1878	Mar 2024	JEANETTE FO...
1007	\$1,099,000	1/2	\$968.3	1135	Feb 2025	DANIEL A SPIS...
1011	\$2,495,000	2/3	\$1,328.5	1878	Jan 2025	
1102	\$1,298,000	2/2	\$848.9	1529	Feb 2025	FRANCISCO J...
1103	\$1,750,000	2/3	\$1,011.6	1730	Dec 2024	MARIA FERN...
1109	\$1,765,000	2/3	\$1,020.2	1730	Oct 2024	MANUEL CAL...

Currently Listed

ACTIVE LISTINGS 2/3

Unit	Price	Beds/Baths	\$/Sqft	Sqft	Listing Date	Owner
1111	\$1,950,000	2/3	\$1,038.3	1878	Aug 2024	VALERIE BER...
1203	\$1,695,000	2/3	\$979.8	1730	Feb 2025	FERNANDO J...
1401	\$13,000/mth	2/3	\$6.9	1878	May 2024	
1602	\$1,325,000	2/2	\$866.6	1529	Jan 2025	PAULETTE YI...
1602	\$7,500/mth	2/2	\$4.9	1529	Jan 2025	PAULETTE YI...
1807	\$3,500,000	3/3	\$1,643.2	2130	Mar 2024	ALEJANDRO...
1902	\$7,900/mth	2/2	\$5.2	1529	Feb 2025	VICTORIA DA...
1907	\$3,000,000	3/3	\$1,408.5	2130	Jul 2024	ALESSANDRO...
1907	\$2,750,000	3/3	\$1,291.1	2130	Feb 2025	ALESSANDRO...
2007	\$2,850,000	3/3	\$1,338.0	2130	Aug 2024	
2007	\$2,750,000	3/3	\$1,291.1	2130	Jan 2025	
2105	\$4,800,000	3/3	\$2,253.5	2130	May 2024	N/A
2203	\$2,100,000	2/3	\$1,213.9	1730	Aug 2024	VICENTE SAN...
2203	\$1,900,000	2/3	\$1,098.3	1730	Feb 2025	VICENTE SAN...
2307	\$12,600/mth	3/3	\$5.9	2130	Oct 2024	SANDRA Y CL...
2309	\$8,600/mth	2/3	\$5.0	1730	Jun 2024	VIJAY VAKHA...
2402	\$1,310,000	2/2	\$856.8	1529	Feb 2025	CARLOS A VE...
2503	\$1,695,000	2/3	\$979.8	1730	Nov 2024	ERIN COHEN
2508	\$1,490,000	2/2	\$974.5	1529	Apr 2024	CAYETANO P...
2508	\$8,500/mth	2/2	\$5.6	1529	Apr 2024	CAYETANO P...

Currently Listed

ACTIVE LISTINGS 3/3

Unit	Price	Beds/Baths	\$/Sqft	Sqft	Listing Date	Owner
2508	\$1,450,000	2/2	\$948.3	1529	Jun 2024	CAYETANO P...
2508	\$8,500/mth	2/2	\$5.6	1529	Jun 2024	CAYETANO P...
2511	\$11,500/mth	2/3	\$6.1	1878	Feb 2025	HOWARD RO...
2802	\$1,425,000	2/2	\$932.0	1529	Jan 2025	Axel Jordan
3307	\$3,200,000	3/3	\$1,502.3	2130	Dec 2024	WILLIAM F C...
3307	\$3,000,000	3/3	\$1,408.5	2130	Jan 2025	WILLIAM F C...
3403	\$8,800/mth	2/3	\$5.1	1730	Nov 2024	
3603	\$2,000,000	2/3	\$1,156.1	1730	May 2024	3603 JADE L L C
3603	\$1,900,000	2/3	\$1,098.3	1730	Feb 2025	3603 JADE L L C
3609	\$10,000/mth	2/3	\$5.8	1730	Oct 2024	GERARDO FE...
3611	\$22,000/mth	4/5	\$6.4	3415	May 2024	JERONIMO E...
3807	\$12,600/mth	3/3	\$5.9	2130	Jul 2024	
3901	\$3,695,000	4/5	\$1,082.0	3415	Feb 2025	SEBASTIAN P...
3907	\$11,999/mth	3/3	\$5.6	2130	Sep 2024	
4001	\$3,795,000	4/5	\$1,111.3	3415	Feb 2025	
4201	\$4,500,000	4/5	\$1,317.7	3415	Feb 2025	MICHAEL L W...
4211	\$4,590,000	4/5	\$1,344.1	3415	Feb 2025	JOHN MARQ...