



Jade at Brickell

1331 Brickell Bay Dr
Miami, FL 33131

Every month we compile this comprehensive market report focus on Jade at Brickell in this convenient and easy to read format. Our datas comes from more than six different sources including MLS Associations, County Offices and Financial Institutions. Get this report for free every month on our website jadebrickellcondosforsale.com.

Property Stats

POSTAL CODE 33131

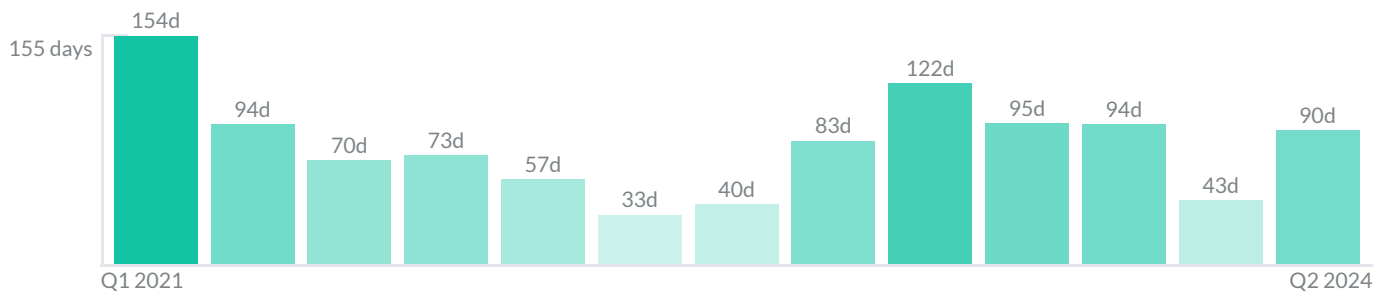
The property stats graph represents the median price evolution since ten years in your postal code area.



Similar Properties

DAYS ON THE MARKET

Everyday 3 months we monitor how many days it takes for similar properties to be sold. This is also a good indicator to know when to buy or sale!



Mortgage Rates

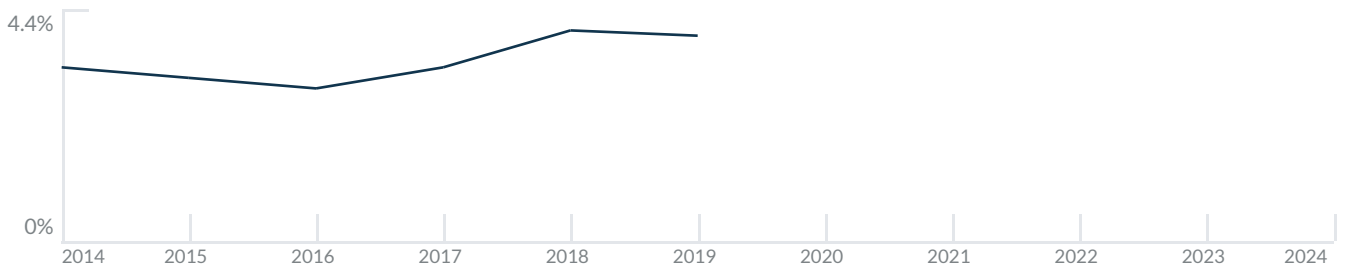
PER YEAR

Understanding mortgage economics is important when you want to buy with a loan. Below is the historical yearly average mortgage rates in the Unites States retrieved from Freddie Mac©

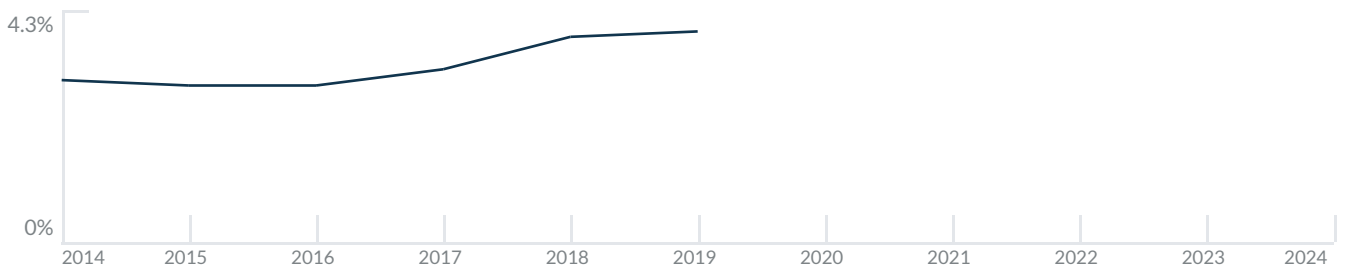
30 YEARS FIXED 4.4%



15 YEARS FIXED 3.9%



5/1-YEAR ADJUSTABLE 3.9%



Schools

CLOSEST

Having good schools nearby is important if you have kids or plan to rent or sell your home. Ratings are retrieved from the leading independent and nonprofit GreatSchools©

ELEMENTARY SCHOOL	MIDDLE SCHOOL	HIGH SCHOOL
Alpha Charter Of Aspire Engenio Maria De Hostos Youth Leadership Charter School	World School Of The Arts	
1/10	1/10	10/10

Insights

IN JADE AT BRICKELL

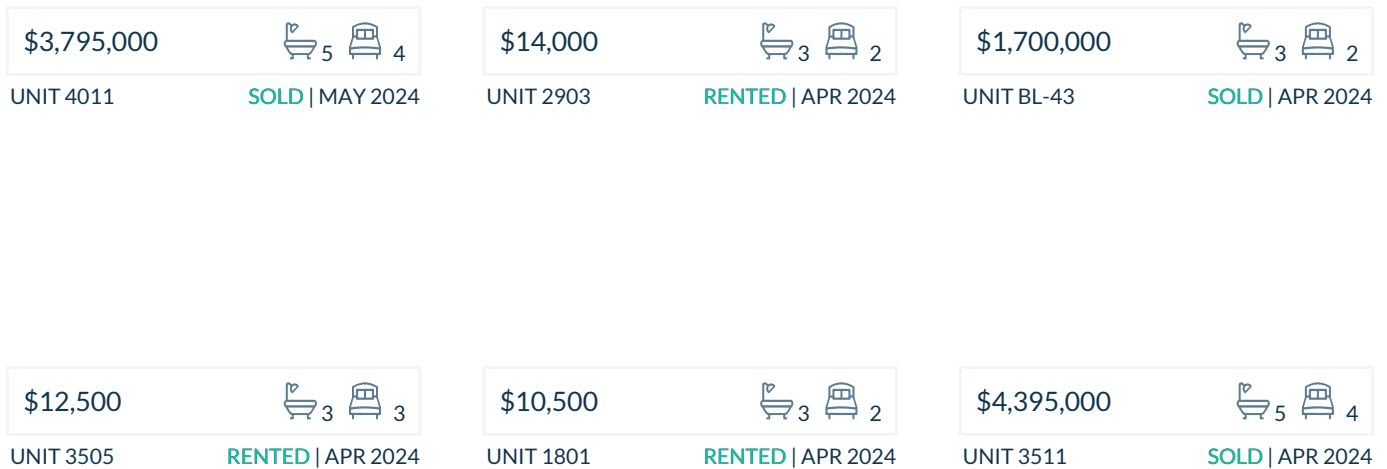
Below the average listing prices of available unit per property type.



Activity

SOLD OR RENTED

Below the latest transactions reported by the local MLS Association for Jade at Brickell



Sold

LAST 20 PROPERTIES SOLD IN JADE AT BRICKELL

Unit	Price	Beds/Baths	\$/Sqft	Sqft	Buying Date	Days on Market
4011	\$3,795,000	4/5	\$1,111.3	3,415	May 2024	178
BL-43	\$1,700,000	2/3	\$1,036.6	1,640	Apr 2024	49
3511	\$4,395,000	4/5	\$1,287.0	3,415	Apr 2024	44
1008	\$1,170,000	2/2	\$765.2	1,529	Mar 2024	45
1102	\$1,150,000	2/2	\$752.1	1,529	Mar 2024	41
202	\$999,000	2/2	\$684.2	1,460	Sep 2023	4
2609	\$2,200,000	2/3	\$1,271.7	1,730	Aug 2023	14
608	\$1,079,000	2/2	\$739.0	1,460	Aug 2023	6
N/A	\$2,100,000	2/3	\$1,213.9	1,730	Aug 2023	189
2301	\$1,899,999	2/3	\$1,011.7	1,878	Jul 2023	275
3811	\$4,395,000	4/5	\$1,287.0	3,415	Jul 2023	78
1011	\$1,950,000	2/3	\$1,038.3	1,878	Jun 2023	59
2703	\$1,875,000	2/3	\$1,083.8	1,730	Jun 2023	116
1402	\$1,095,000	2/2	\$716.2	1,529	May 2023	132
2109	\$1,799,000	2/3	\$1,039.9	1,730	May 2023	61
508	\$1,049,900	2/2	\$719.1	1,460	May 2023	42
BL42	\$1,489,000	2/3	\$941.2	1,582	May 2023	158
2407	\$2,950,000	3/3	\$1,385.0	2,130	Mar 2023	28
3011	\$4,300,000	3/5	\$1,259.2	3,415	Mar 2023	N/A
1203	\$1,750,000	2/3	\$1,011.6	1,730	Mar 2023	95

Rented

LAST 20 PROPERTIES RENTED IN JADE AT BRICKELL

Unit	Price	Beds/Baths	\$/Sqft	Sqft	Rented Date	Days on Market
2903	\$14,000	2/3	\$8.1	1,730	Apr 2024	29
3505	\$12,500	3/3	\$5.9	2,130	Apr 2024	80
1801	\$10,500	2/3	\$5.6	1,878	Apr 2024	91
1902	\$7,900	2/2	\$5.2	1,529	Apr 2024	4
2102	\$6,750	2/2	\$4.4	1,529	Mar 2024	135
501	\$4,900	2/2	\$3.8	1,293	Mar 2024	55
2108	\$7,100	2/2	\$4.6	1,529	Mar 2024	6
3711	\$20,000	4/5	\$5.9	3,415	Feb 2024	5
1207	\$5,000	1/2	\$4.4	1,135	Feb 2024	68
1611	\$8,500	2/3	\$4.5	1,878	Feb 2024	43
606	\$3,600	1/1	\$4.0	895	Jan 2024	25
1205	\$5,450	1/2	\$4.8	1,135	Jan 2024	58
3609	\$11,000	2/3	\$6.4	1,730	Nov 2023	24
911	\$8,350	2/3	\$4.4	1,878	Oct 2023	117
3411	\$15,000	4/5	\$4.4	3,415	Oct 2023	86
2301	\$9,999	2/3	\$5.3	1,878	Oct 2023	32
1402	\$7,500	2/2	\$4.9	1,529	Sep 2023	78
2911	\$8,975	2/3	\$4.8	1,878	Sep 2023	87
3705	\$10,995	3/3	\$5.2	2,130	Sep 2023	36
1407	\$5,000	1/2	\$4.4	1,135	Jul 2023	69

Currently Listed

ACTIVE LISTINGS 1/2

Unit	Price	Beds/Baths	\$/Sqft	Sqft	Listing Date	Owner
PH47...	\$12,000,000	3/5	\$2,988.8	4015	May 2024	N/A
BL23	\$1,485,000	1/2	\$1,191.8	1246	Mar 2024	
BL-32	\$6,000/mth	1/2	\$4.7	1269	May 2024	RAFAEL SANC...
208	\$6,200/mth	2/2	\$4.2	1460	May 2024	ODELAINE SA...
401	\$950,000	1/2	\$734.7	1293	May 2024	
501	\$1,100,000	2/2	\$850.7	1293	May 2024	ESTEBAN KA...
506	\$874,900	1/1	\$977.5	895	Apr 2024	MEHDI BERBI...
805	\$1,135,000	1/2	\$1,000.0	1135	May 2024	VICTOR COTO
911	\$1,990,000	2/3	\$1,059.6	1878	Mar 2024	JEANETTE FO...
1111	\$1,950,000	2/3	\$1,038.3	1878	Apr 2024	VALERIE BER...
1401	\$13,000/mth	2/3	\$6.9	1878	May 2024	
1604	\$4,100/mth	1/1	\$4.6	895	May 2024	
1604	\$799,000	1/1	\$892.7	895	May 2024	
1701	\$10,500/mth	2/3	\$5.6	1878	May 2024	DOROTHY K...
1807	\$3,500,000	3/3	\$1,643.2	2130	Mar 2024	ALEJANDRO...
1808	\$7,500/mth	2/2	\$4.9	1529	Apr 2024	
1907	\$3,000,000	3/3	\$1,408.5	2130	Mar 2024	ALESSANDRO...
2007	\$2,950,000	3/3	\$1,385.0	2130	May 2024	
2105	\$4,800,000	3/3	\$2,253.5	2130	May 2024	N/A
2203	\$2,150,000	2/3	\$1,242.8	1730	Apr 2024	VICENTE SAN...

Currently Listed

ACTIVE LISTINGS 2/2

Unit	Price	Beds/Baths	\$/Sqft	Sqft	Listing Date	Owner
2503	\$1,950,000	2/3	\$1,127.2	1730	May 2024	ERIN COHEN
2508	\$1,490,000	2/2	\$974.5	1529	Apr 2024	CAYETANO P...
2508	\$8,500/mth	2/2	\$5.6	1529	Apr 2024	CAYETANO P...
2602	\$6,900/mth	2/2	\$4.5	1529	May 2024	ALPAGO COR...
2701	\$2,050,000	2/3	\$1,091.6	1878	Apr 2024	IRA BIRNS
2802	\$1,400,000	2/2	\$915.6	1529	Apr 2024	Axel Jordan
3211	\$5,500,000	4/5	\$1,610.5	3415	Apr 2024	HOWARD RO...
3603	\$2,000,000	2/3	\$1,156.1	1730	May 2024	3603 JADE L L C
3611	\$22,000/mth	4/5	\$6.4	3415	May 2024	JERONIMO E...
3807	\$14,000/mth	3/3	\$6.6	2130	Apr 2024	
3903	\$1,995,000	2/3	\$1,153.2	1730	Apr 2024	DONNA M OK...
4003	\$12,500/mth	2/3	\$7.2	1730	Apr 2024	VICENTE RAM...
4203	\$11,000/mth	2/3	\$6.4	1730	May 2024	